

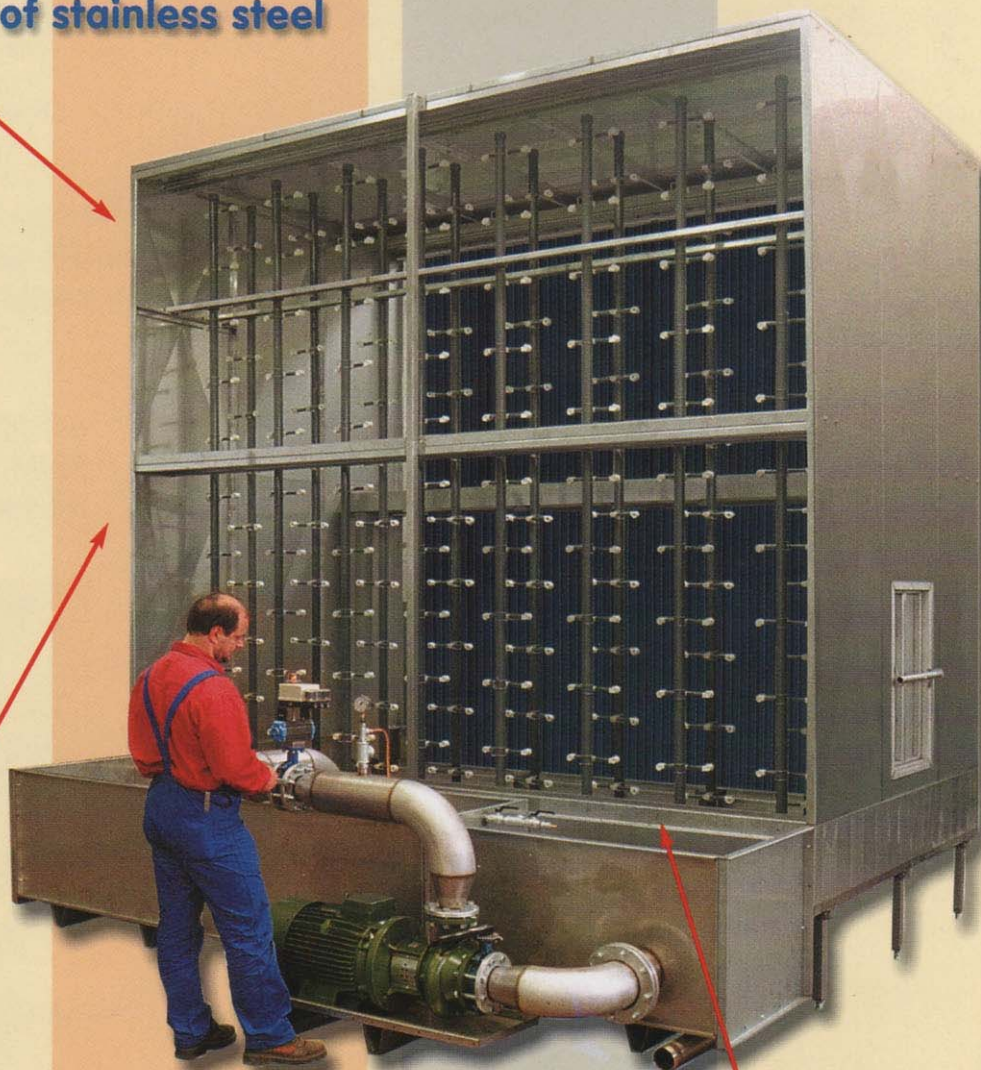
Washer



MARTEL

Very durable

Made entirely of stainless steel



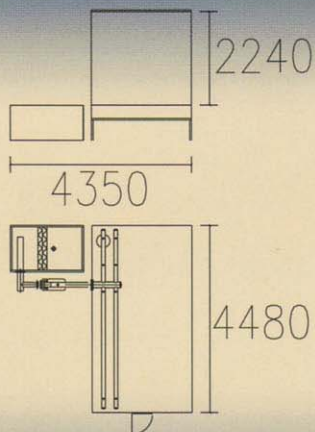
Reduced size

Thanks to high-speed
air passage

Easy and quick maintenance

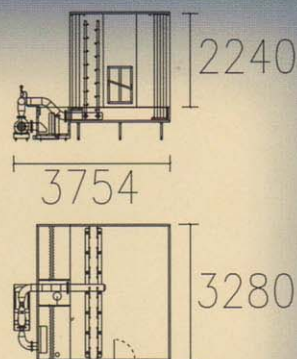
Reduced WEIGHT and SIZE

**OLD
WASHER**



**150.000 m³/h
2290 Kg.**

**NEW
WASHER**



**= CAPACITY=
= WEIGHT=**

**150.000 m³/h
1710 Kg**

Easy and quick maintenance and replacement

**Quick-release
nozzle attachment**

**Two-stage
filtration**

**external accumulation
tank and water filters**

**EASY FILTER CLEANING
EVEN WHEN THE SYSTEM
IS OPERATING**

**Waterproof
inspection door**

**Ramp attachment
with quick-connection
unions**

**Adjustable
feet instead
of cement bases**

**Reduced work on
behalf of the customer**

**Equipped for future
REFRIGERATOR**

**Stainless steel
pipes included**

**Faucet with tubing
for manual washing**

Modular panels

**MAY ALSO BE INSTALLED IN OLD
HARD-TO-REACH SYSTEMS**

